


4226 m.

GP GRYPYN DI SAN MARINO E DELLA RIVIERA DI RIMINI

Free Practice Nr. 2

Classification

6

	Rider	Nation	Team	Motorcycle	Time	Lap	Total	Gap	Top Speed
1	7 Dennis FOGGIA	ITA	Leopard Racing	HONDA	1'41.608	15	16		209.3
2	71 Ayumu SASAKI	JPN	Sterilgarda Husqvarna Max	HUSQVARNA	1'41.990	12	13	0.382 0.382	208.8
3	24 Tatsuki SUZUKI	JPN	Leopard Racing	HONDA	1'42.154	13	14	0.546 0.164	208.8
4	11 Sergio GARCIA	SPA	Gaviota GASGAS Aspar Team	GASGAS	1'42.158	14	16	0.550 0.004	208.0
5	17 John MCPHEE	GBR	Sterilgarda Husqvarna Max	HUSQVARNA	1'42.278	15	16	0.670 0.120	208.8
6	10 Diogo MOREIRA	BRA	MT Helmets - MSI	KTM	1'42.363	15	15	0.755 0.085	209.3
7	6 Ryusei YAMANAKA	JPN	MT Helmets - MSI	KTM	1'42.369	15	16	0.761 0.006	209.7
8	5 Jaume MASIA	SPA	Red Bull KTM Ajo	KTM	1'42.426	17	18	0.818 0.057	208.0
9	28 Izan GUEVARA	SPA	Gaviota GASGAS Aspar Team	GASGAS	1'42.466	17	18	0.858 0.040	208.8
10	53 Deniz ÖNCÜ	TUR	Red Bull KTM Tech3	KTM	1'42.467	12	16	0.859 0.001	209.7
11	44 David MUÑOZ	SPA	BOE Motorsports	KTM	1'42.518	10	10	0.910 0.051	208.4
12	82 Stefano NEPA	ITA	Angeluss MTA Team	KTM	1'42.629	15	15	1.021 0.111	209.7
13	66 Joel KELSO	AUS	CIP Green Power	KTM	1'42.633	15	16	1.025 0.004	208.4
14	16 Andrea MIGNO	ITA	Rivacold Snipers Team	HONDA	1'42.739	14	15	1.131 0.106	207.6
15	31 Adrian FERNANDEZ	SPA	Red Bull KTM Tech3	KTM	1'42.866	10	16	1.258 0.127	208.0
16	54 Riccardo ROSSI	ITA	SIC58 Squadra Corse	HONDA	1'42.872	14	15	1.264 0.006	209.7
17	99 Carlos TATAY	SPA	CFMOTO Racing PruestelGP	CFMOTO	1'42.964	15	16	1.356 0.092	206.8
18	96 Daniel HOLGADO	SPA	Red Bull KTM Ajo	KTM	1'42.987	16	17	1.379 0.023	208.4
19	23 Elia BARTOLINI	ITA	QJMotor Avintia Racing Team	KTM	1'43.022	14	15	1.414 0.035	208.8
20	27 Kaito TOBA	JPN	CIP Green Power	KTM	1'43.285	10	14	1.677 0.263	207.6
21	9 Nicola Fabio CARRARO	ITA	QJMotor Avintia Racing Team	KTM	1'43.347	6	17	1.739 0.062	205.7
22	72 Taiyo FURUSATO	JPN	Honda Team Asia	HONDA	1'43.394	13	20	1.786 0.047	206.1
23	48 Ivan ORTOLÁ	SPA	Angeluss MTA Team	KTM	1'43.396	15	16	1.788 0.002	210.5
24	19 Scott OGDEN	GBR	VisionTrack Racing Team	HONDA	1'43.420	14	15	1.812 0.024	207.2
25	20 Lorenzo FELLON	FRA	SIC58 Squadra Corse	HONDA	1'43.482	10	12	1.874 0.062	204.9
26	43 Xavier ARTIGAS	SPA	CFMOTO Racing PruestelGP	CFMOTO	1'43.672	10	16	2.064 0.190	208.0
27	29 Harrison VOIGHT	AUS	SIC58 Squadra Corse	HONDA	1'43.899	5	15	2.291 0.227	205.7
28	67 Alberto SURRA	ITA	Rivacold Snipers Team	HONDA	1'43.901	14	15	2.293 0.002	202.2
29	70 Joshua WHATLEY	GBR	VisionTrack Racing Team	HONDA	1'44.191	14	15	2.583 0.290	204.9
30	64 Mario AJI	INA	Honda Team Asia	HONDA	1'44.446	6	13	2.838 0.255	201.4
31	22 Ana CARRASCO	SPA	BOE Motorsports	KTM	1'44.760	11	16	3.152 0.314	205.7

Practice condition: Dry

Air: 27°

Humidity: 52%

Ground: 41°

Fastest Lap:	Lap: 15	Dennis FOGGIA	1'41.608	149.7 Km/h
Best Race Lap:	2021	Romano FENATI	1'41.648	149.6 Km/h
All Time Lap Record:	2020	Celestino VIETTI	1'41.155	150.3 Km/h

The results are provisional until the end of the limit for protest and appeals.

Time limit for protest expires 30' after publication of the results - Time:

These data/results cannot be reproduced, stored and/or transmitted in whole or in part by any manner of electronic, mechanical, photocopying, recording, broadcasting or otherwise now known or herein after developed without the previous express consent by the copyright owner, except for reproduction in daily press and regular printed publications on sale to the public within 60 days of the event related to those data/results and always provided that copyright symbol appears together as follows below.

© DORNA, 2022

Official MotoGP Timing by TISSOT
www.motogp.com

Misano Adriatico, Friday, September 02, 2022

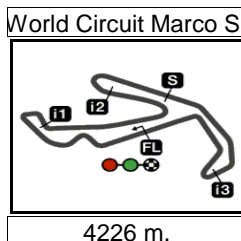
moto3




GP GRYPYN DI SAN MARINO E DELLA RIVIERA DI RIMINI

Free Practice Nr. 2

Combined Free Practice Times



7

	Rider	Nation	Team	MOTORCYCLE	FP1	FP2	Gap
1	7 D.FOGGIA	ITA	Leopard Racing	HONDA	1'42.442 17	1'41.608 15	
2	71 A.SASAKI	JPN	Sterilgarda Husqvarna Max	HUSQVARNA	1'42.498 14	1'41.990 12	0.382 0.382
3	24 T.SUZUKI	JPN	Leopard Racing	HONDA	1'43.015 16	1'42.154 13	0.546 0.164
4	11 S.GARCIA	SPA	Gaviota GASGAS Aspar Team	GASGAS	1'43.528 17	1'42.158 14	0.550 0.004
5	17 J.MCPHEE	GBR	Sterilgarda Husqvarna Max	HUSQVARNA	1'44.089 14	1'42.278 15	0.670 0.120
6	10 D.MOREIRA	BRA	MT Helmets - MSI	KTM	1'42.863 14	1'42.363 15	0.755 0.085
7	6 R.YAMANAKA	JPN	MT Helmets - MSI	KTM	1'43.134 15	1'42.369 15	0.761 0.006
8	5 J.MASIA	SPA	Red Bull KTM Ajo	KTM	1'44.062 6	1'42.426 17	0.818 0.057
9	28 I.GUEVARA	SPA	Gaviota GASGAS Aspar Team	GASGAS	1'42.665 16	1'42.466 17	0.858 0.040
10	53 D.ÖNCÜ	TUR	Red Bull KTM Tech3	KTM	1'43.146 15	1'42.467 12	0.859 0.001
11	44 D.MUÑOZ	SPA	BOE Motorsports	KTM	1'44.088 11	1'42.518 10	0.910 0.051
12	82 S.NEPA	ITA	Angeluss MTA Team	KTM	1'43.616 12	1'42.629 15	1.021 0.111
13	66 J.KELSO	AUS	CIP Green Power	KTM	1'44.064 15	1'42.633 15	1.025 0.004
14	16 A.MIGNO	ITA	Rivacold Snipers Team	HONDA	1'43.567 16	1'42.739 14	1.131 0.106
15	99 C.TATAY	SPA	CFMOTO Racing PruestelGP	CFMOTO	1'42.826 17	1'42.964 15	1.218 0.087
16	31 A.FERNANDEZ	SPA	Red Bull KTM Tech3	KTM	1'43.267 16	1'42.866 10	1.258 0.040
17	54 R.ROSSI	ITA	SIC58 Squadra Corse	HONDA	1'42.977 11	1'42.872 14	1.264 0.006
18	96 D.HOLGADO	SPA	Red Bull KTM Ajo	KTM	1'43.268 16	1'42.987 16	1.379 0.115
19	27 K.TOBA	JPN	CIP Green Power	KTM	1'43.006 9	1'43.285 10	1.398 0.019
20	23 E.BARTOLINI	ITA	QJMotor Avintia Racing Team	KTM	1'43.953 14	1'43.022 14	1.414 0.016
21	48 I.ORTOLÁ	SPA	Angeluss MTA Team	KTM	1'43.188 15	1'43.396 15	1.580 0.166
22	9 N.CARRARO	ITA	QJMotor Avintia Racing Team	KTM	1'43.447 17	1'43.347 6	1.739 0.159
23	72 T.FURUSATO	JPN	Honda Team Asia	HONDA	1'45.470 19	1'43.394 13	1.786 0.047
24	19 S.OGDEN	GBR	VisionTrack Racing Team	HONDA	1'43.520 15	1'43.420 14	1.812 0.026
25	20 L.FELLON	FRA	SIC58 Squadra Corse	HONDA	1'43.455 11	1'43.482 10	1.847 0.035
26	43 X.ARTIGAS	SPA	CFMOTO Racing PruestelGP	CFMOTO	1'44.060 7	1'43.672 10	2.064 0.217
27	29 H.VOIGHT	AUS	SIC58 Squadra Corse	HONDA	1'44.592 11	1'43.899 5	2.291 0.227
28	67 A.SURRA	ITA	Rivacold Snipers Team	HONDA	1'43.925 6	1'43.901 14	2.293 0.002
29	70 J.WHATLEY	GBR	VisionTrack Racing Team	HONDA	1'44.721 15	1'44.191 14	2.583 0.290
30	64 M.AJI	INA	Honda Team Asia	HONDA	1'45.239 15	1'44.446 6	2.838 0.255
31	22 A.CARRASCO	SPA	BOE Motorsports	KTM	1'45.210 15	1'44.760 11	3.152 0.314

Pole Position Record:	2020	Raul FERNANDEZ	1'41.705	149.5 Km/h
Best Race Lap:	2021	Romano FENATI	1'41.648	149.6 Km/h
All Time Lap Record:	2020	Celestino VIETTI	1'41.155	150.3 Km/h

The results are provisional until the end of the limit for protest and appeals.

Time limit for protest expires 60' after publication of the results - Time:

These data/results cannot be reproduced, stored and/or transmitted in whole or in part by any manner of electronic, mechanical, photocopying, recording, broadcasting or otherwise now known or herein after developed without the previous express consent by the copyright owner, except for reproduction in daily press and regular printed publications on sale to the public within 60 days of the event related to those data/results and always provided that copyright symbol appears together as follows below.

© DORNA, 2022

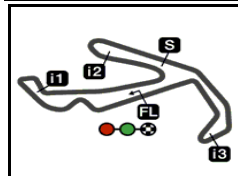
Official MotoGP Timing by TISSOT

www.motogp.com

Misano Adriatico, Friday, September 02, 2022







4226 m.

GP GRYPYN DI SAN MARINO E DELLA RIVIERA DI RIMINI

Free Practice Nr. 2

Top Speed & Average

8



Rider	Nation	Motorcycle	Top 5 speeds					Average	Top
48 Ivan ORTOLÁ	SPA	KTM	210.5	208.0	205.7	205.7	204.5	206.9	210.5
6 Ryusei YAMANAKA	JPN	KTM	209.7	207.6	207.2	207.2	206.8	207.7	209.7
53 Deniz ÖNCÜ	TUR	KTM	209.7	204.9	204.9	204.5	204.1	205.6	209.7
54 Riccardo ROSSI	ITA	HONDA	209.7	208.4	206.8	206.8	206.5	207.6	209.7
82 Stefano NEPA	ITA	KTM	209.7	208.0	207.6	207.2	206.5	207.4	209.7
7 Dennis FOGGIA	ITA	HONDA	209.3	208.8	208.0	207.6	207.6	208.3	209.3
10 Diogo MOREIRA	BRA	KTM	209.3	207.2	206.5	206.1	205.7	207.0	209.3
17 John MCPHEE	GBR	HUSQVARNA	208.8	207.6	206.8	206.8	206.1	207.0	208.8
23 Elia BARTOLINI	ITA	KTM	208.8	205.3	204.9	204.5	204.5	205.6	208.8
24 Tatsuki SUZUKI	JPN	HONDA	208.8	208.4	207.6	207.2	206.8	207.6	208.8
28 Izan GUEVARA	SPA	GASGAS	208.8	206.8	205.7	204.9	204.5	205.9	208.8
71 Ayumu SASAKI	JPN	HUSQVARNA	208.8	208.8	207.2	206.8	206.1	207.3	208.8
44 David MUÑOZ	SPA	KTM	208.4	208.0	208.0	207.2	206.1	207.3	208.4
66 Joel KELSO	AUS	KTM	208.4	207.6	206.8	206.5	205.7	207.0	208.4
96 Daniel HOLGADO	SPA	KTM	208.4	206.5	206.5	206.1	206.1	206.6	208.4
5 Jaume MASIA	SPA	KTM	208.0	208.0	206.5	206.1	206.1	206.7	208.0
11 Sergio GARCIA	SPA	GASGAS	208.0	207.6	207.2	206.1	204.9	206.8	208.0
31 Adrian FERNANDEZ	SPA	KTM	208.0	206.8	205.7	205.3	205.3	206.2	208.0
43 Xavier ARTIGAS	SPA	CFMOTO	208.0	206.8	206.8	206.5	205.7	206.8	208.0
16 Andrea MIGNO	ITA	HONDA	207.6	207.2	205.7	204.9	203.7	205.8	207.6
27 Kaito TOBA	JPN	KTM	207.6	205.3	204.9	204.9	204.1	205.0	207.6
19 Scott OGDEN	GBR	HONDA	207.2	206.5	205.7	205.3	204.5	205.3	207.2
99 Carlos TATAY	SPA	CFMOTO	206.8	204.5	203.3	203.0	203.0	204.1	206.8
72 Taiyo FURUSATO	JPN	HONDA	206.1	206.1	206.1	205.7	205.7	205.9	206.1
9 Nicola Fabio CARRARO	ITA	KTM	205.7	205.3	205.3	205.3	204.5	205.2	205.7
22 Ana CARRASCO	SPA	KTM	205.7	205.7	205.7	204.9	204.9	205.4	205.7
29 Harrison VOIGHT	AUS	HONDA	205.7	204.9	204.9	203.7	203.3	204.5	205.7
20 Lorenzo FELLON	FRA	HONDA	204.9	204.5	204.1	203.3	202.2	203.5	204.9
70 Joshua WHATLEY	GBR	HONDA	204.9	204.1	203.3	203.0	202.6	203.6	204.9
67 Alberto SURRA	ITA	HONDA	202.2	201.4	201.4	201.4	201.1	201.5	202.2
64 Mario AJI	INA	HONDA	201.4	200.7	200.0	199.6	199.2	200.2	201.4

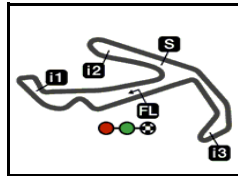
These data/results cannot be reproduced, stored and/or transmitted in whole or in part by any manner of electronic, mechanical, photocopying, recording, broadcasting or otherwise now known or herein after developed without the previous express consent by the copyright owner, except for reproduction in daily press and regular printed publications on sale to the public within 60 days of the event related to those data/results and always provided that copyright symbol appears together as follows below.

© DORNA, 2022

Official MotoGP Timing by TISSOT
www.motogp.com



Misano Adriatico, Friday, September 02, 2022



4226 m.

GP GRYPYN DI SAN MARINO E DELLA RIVIERA DI RIMINI

Free Practice Nr. 2

Chronological Analysis of Performances

9

* Lap / Sector time cancelled

T1 Time from finish line to 1st intermediate

T3 Time from 2nd intermed. to 3rd intermed.

P Crossing the finish line in pit lane

T2 Time from 1st intermed. to 2nd intermed.

T4 Time from 3rd intermediate to finish line

Lap	Lap Time	T1	T2	T3	T4	Speed	Lap	Lap Time	T1	T2	T3	T4	Speed	
1st	7	Dennis FOGGIA Leopard Racing ITA						9	1'42.673 *	27.148	24.249	28.565	22.711*	206.1
		Runs=2	Total laps=16	Full laps=11			10	1'42.349	27.138	24.153	28.474	22.584	206.8	
1	3'32.129	18.922	25.675	30.140	23.618	208.0	11	1'47.584 P	29.98*	25.764	29.982*	21.857	203.3	
2	1'43.559	27.615	24.515	28.560	22.869	207.6	12	1'42.663 *	26.653	24.711	28.594	22.705*	206.8	
3	1'42.890	27.373	24.293	28.498	22.726	208.8	13	1'42.154	27.038	24.106	28.404	22.606	206.5	
4	1'42.804	27.387	24.295	28.471	22.651	206.1	14	1'50.029	27.385	24.337	33.840	24.467	156.2	
5	1'43.732	27.862	24.760	28.405	22.705	207.6	4th	11	Sergio GARCIA Gaviota GASGAS Asp SPA					
6	1'42.852	27.388	24.228	28.564	22.672	203.3			Runs=2	Total laps=16	Full laps=7			
7	1'42.462	27.142	24.263	28.448	22.609	204.5	1	2'17.750	19.471	25.817	29.091	23.337	204.5	
8	1'40.915 P	29.637	25.074	29.415	16.789	199.6	2	1'45.115	28.063	24.857	28.865	23.330	204.5	
9	1'34.193	18.329	24.740	28.525	22.599	203.7	3	1'44.188	27.760	24.661	28.727	23.040	207.6	
10	1'42.361	27.188	24.151	28.446	22.576	204.1	4	1'43.870 *	27.499	24.528	28.630*	23.213	206.1	
11	1'42.323	27.080	24.122	28.506	22.615	203.7	5	1'43.818	27.741	24.422	28.723	22.932	204.9	
12	1'42.346	27.062	24.261	28.487	22.536	203.7	6	1'44.006 *	27.532	24.502	29.016*	22.956	203.3	
13	1'43.089 P	30.620	25.134	29.997	17.338	196.0	7	1'43.602	27.485	24.399	28.759	22.959	208.0	
14	1'42.842	26.797	24.528	28.525	22.992	206.5	8	1'38.142 P	27.542	24.482	28.693	17.425	204.5	
15	1'41.608	26.942	24.069	28.144	22.453	209.3	9	1'35.085	17.945	25.351	28.851	22.938	203.3	
16	1'46.602	27.085	24.466	32.283	22.768	156.5	10	1'43.682	27.504	24.448	28.747	22.983	203.3	
2nd	71	Ayumu SASAKI Sterilgarda Husqvarna JPN						11	1'43.770 *	27.557	24.537	28.753*	22.923	203.0
		Runs=3	Total laps=14	Full laps=7			12	1'37.903 P	27.570	24.530	28.750	17.053	203.3	
1	3'30.724	20.745	25.807	29.506	23.113	206.8	13	1'35.371	17.987	25.065	29.284	23.035	204.1	
2	1'43.499	27.801	24.489	28.603	22.606	206.1	14	1'42.158	27.044	24.192	28.273	22.649	207.2	
3	1'43.847 *	27.580	24.316	28.716	23.235*	206.1	15	1'42.863	27.132	24.239	28.715	22.777	202.2	
4	1'44.204	28.771	24.210	28.492	22.731	208.8	16	1'46.103 *	27.439	24.503	30.911	23.250*	204.5	
5	1'42.652	27.398	24.168	28.474	22.612	207.2	5th	17	John MCPHEE Sterilgarda Husqvarna GBR					
6	1'40.754 P	27.880	24.755	29.214	18.905	204.1			Runs=2	Total laps=16	Full laps=9			
7	1'34.327	18.424	24.505	28.813	22.585	203.7	1	2'37.553	23.479	26.025	29.440	23.451	204.1	
8	1'42.934	27.515	24.287	28.618	22.514	204.9	2	1'44.524	27.882	24.688	28.824	23.130	205.7	
9	1'42.809	27.394	24.193	28.637	22.585	204.9	3	1'46.669	27.808	26.539	29.124	23.198	206.1	
10	1'45.917 P	31.97*	25.615	29.318	19.005	203.7	4	1'43.535 *	27.478	24.388	28.643*	23.026	207.6	
11	1'35.724	18.515	24.929	29.415	22.865	202.6	5	1'43.644	27.745	24.421	28.672	22.806	206.8	
12	1'41.990	27.146	23.991	28.384	22.469	208.8	6	1'37.878 P	27.562	24.445	28.834	17.037	206.1	
13	1'44.350	27.287	24.301	30.172	22.590	205.3	7	1'40.461	22.222	25.590	29.441	23.208	203.3	
	PIT	27.297	24.081	29.081	18.368	203.3	8	1'44.206	27.568	24.674	28.926	23.038	202.6	
3rd	24	Tatsuki SUZUKI Leopard Racing JPN						9	1'43.779	27.435	24.579	28.790	22.975	203.0
		Runs=2	Total laps=14	Full laps=6			10	1'43.881	27.530	24.532	28.910	22.909	203.0	
1	4'04.676 *	24.134	25.253	29.018	23.496*	207.6	11	1'43.750 *	27.524	24.470	28.718*	23.038	203.0	
2	1'43.594 *	27.605	24.394	28.706	22.889*	208.8	12	1'42.640 P	27.544	24.827	32.429	17.840	169.0	
3	1'42.983 *	27.423	24.217	28.558*	22.785*	208.4	13	1'34.159	18.129	24.710	28.636	22.684	204.9	
4	1'44.532	27.553	24.166	29.988	22.825	205.3	14	1'43.282	27.276	24.377	28.593	23.036	208.8	
5	1'43.061	27.456	24.251	28.638	22.716	207.2	15	1'42.278	27.107	24.067	28.491	22.613	206.8	
6	1'43.200	27.530	24.267	28.639	22.764	206.5	16	1'42.584	27.187	24.146	28.535	22.716	205.7	
7	1'52.203 P	33.21*	25.077	30.114	23.799	203.3								
8	1'36.612	20.320	24.668	28.735	22.889	206.1								

Fastest Lap: Dennis FOGGIA Leopard Racing ITA **1'41.608** 26.942 24.069 28.144 22.453

These data/results cannot be reproduced, stored and/or transmitted in whole or in part by any manner of electronic, mechanical, photocopying, recording, broadcasting or otherwise now known or herein after developed without the previous express consent by the copyright owner, except for reproduction in daily press and regular printed publications on sale to the public within 60 days of the event related to those data/results and always provided that copyright symbol appears together as follows below.
© DORNA, 2022

Free Practice Nr. 2

Moto3

Lap	Lap Time	T1	T2	T3	T4	Speed	Lap	Lap Time	T1	T2	T3	T4	Speed						
6th	10	Diogo MOREIRA MT Helmets - MSI BRA					18	1'47.839 *	30.692	25.546	28.658	22.943*	206.1						
		Runs=2	Total laps=15	Full laps=6															
1	2'13.646	18.413	24.991	28.854	23.157	206.5													
2	1'49.646	27.719	25.470	30.625	25.832	197.0	9th	28	Izan GUEVARA Gaviota GASGAS Asp SPA										
3	1'43.484	27.531	24.346	28.728	22.879	205.3			Runs=2	Total laps=18	Full laps=9								
4	1'43.489 *	27.535	24.514	28.648*	22.792	204.1	1	2'12.904	18.597	25.606	29.649	23.394	201.1						
5	1'43.246	27.518	24.419	28.611	22.698	204.9	2	1'45.359	28.108	25.051	28.839	23.361	206.8						
6	1'43.086 *	27.376	24.418	28.493	22.799*	205.7	3	1'43.680	27.544	24.552	28.657	22.927	208.8						
7	1'38.376 P	27.461	24.287	28.720*	17.908	204.5	4	1'45.882 *	29.368	24.580	29.022*	22.912*	202.2						
8	1'34.224 *	18.042	24.907	28.553	22.722*	203.7	5	1'43.235	27.406	24.387	28.733	22.709	204.1						
9	1'42.586	27.253	24.362	28.381	22.590	205.3	6	1'45.420	28.955	24.606	29.029	22.830	201.8						
10	1'43.175 *	27.223	24.258	28.839*	22.855	204.5	7	1'43.042	27.425	24.282	28.630	22.705	203.7						
11	1'43.123	27.497	24.348	28.545	22.733	204.1	8	1'37.430 P	27.512	24.300	28.679	16.939	203.7						
12	1'44.208 P	28.280	25.439	29.712	20.777	202.6	9	1'36.285 *	19.427	25.016	28.932	22.910*	203.0						
13	1'43.355	27.248	24.631	28.475	23.001	209.3	10	1'43.233 *	27.575	24.360	28.597	22.701*	203.7						
14	1'42.747 *	27.196	24.134	28.281	23.136*	207.2	11	1'43.027 *	27.412	24.297	28.614*	22.704	204.1						
15	1'42.363	27.242	24.056	28.374	22.691	206.1	12	1'43.070	27.553	24.254	28.622	22.641	204.5						
							13	1'42.593	27.292	24.055	28.599	22.647	204.5						
							14	1'40.041 P	29.371	24.469	28.841	17.360	203.3						
							15	1'33.986	18.258	24.457	28.664	22.607	203.0						
7th	6	Ryusei YAMANAKA MT Helmets - MSI JPN					16	1'42.617	27.312	24.213	28.427	22.665	204.9						
		Runs=2	Total laps=16	Full laps=10									17	1'42.466	27.205	24.060	28.577	22.624	203.7
1	2'44.065	20.492	25.669	29.643	23.321	197.8	18	1'47.920 *	31.74*	24.429	28.974	22.775	205.7						
2	1'44.722	28.014	24.552	29.213	22.943	206.5													
3	1'43.405	27.423	24.406	28.604	22.972	207.2	10th	53	Deniz ÖNCÜ Red Bull KTM Tech3 TUR										
4	1'43.617 *	27.667	24.344	28.496*	23.110	206.8			Runs=2	Total laps=17	Full laps=13								
5	1'43.385	27.577	24.300	28.630	22.878	205.7	1	3'15.205	19.667	25.182	29.644	23.429	203.0						
6	1'43.742	27.701	24.547	28.637	22.857	202.6	2	1'44.718	27.970	24.648	28.958	23.142	203.3						
7	1'39.388 P	27.413	24.518	28.793	18.664	202.2	3	1'44.166	27.789	24.427	28.895	23.055	204.1						
8	1'34.799	17.971	24.966	29.051	22.811	199.6	4	1'44.134	27.597	24.315	29.118	23.104	203.0						
9	1'43.359	27.459	24.483	28.620	22.797	203.7	5	1'43.921	27.729	24.369	28.868	22.955	203.0						
10	1'43.495	27.359	24.469	28.849	22.818	203.0	6	1'43.870	27.699	24.421	28.807	22.943	202.6						
11	1'43.730	27.529	24.589	28.678	22.934	203.3	7	1'43.687	27.621	24.303	28.912	22.851	203.3						
12	1'39.535 P	27.561	24.678	29.036	18.260	203.7	8	1'44.116	27.615	24.458	28.933	23.110	201.8						
13	1'34.405	18.102	24.868	28.689	22.746	204.5	9	1'43.480	27.556	24.260	28.770	22.894	203.0						
14	1'42.909	27.194	24.293	28.443	22.979	209.7	10	1'42.607 P	27.743	24.507	29.489*	20.868	201.1						
15	1'42.369	27.254	24.147	28.361	22.607	207.2	11	1'39.512	22.231	24.577	28.879	23.825	203.7						
16	1'42.482	27.185	24.236	28.491	22.570	207.6	12	1'42.467	27.140	24.149	28.537	22.641	204.9						
							13	1'46.120	28.451	25.278	29.367	23.024	194.9						
							14	1'42.928	27.290	24.257	28.636	22.745	204.5						
8th	5	Jaume MASIA Red Bull KTM Ajo SPA					15	1'50.113	27.118	24.398	29.578	29.019	203.7						
		Runs=2	Total laps=18	Full laps=7									16	1'43.033	27.305	24.173	28.649	22.906	209.7
1	2'44.013	20.564	25.638	29.684	23.411	197.8													
2	1'44.248 *	27.925	24.554	28.572	23.197*	206.1													
3	1'43.779	27.735	24.482	28.617	22.945	206.5													
4	1'43.548 *	27.658	24.354	28.556*	22.980*	206.1													
5	1'43.547	27.563	24.407	28.601	22.976	205.7													
6	1'47.636 *	31.23*	24.616	28.686	23.103	205.7													
7	1'43.391 *	27.487	24.357	28.380	23.167*	208.0													
8	1'43.353 *	27.464	24.449	28.508*	22.932	204.9													
9	1'43.780 P	29.78*	25.730	29.996	18.269	198.8													
10	1'39.988	21.378	25.235	29.688	23.687	201.8													
11	1'43.341	27.494	24.507	28.541	22.799	206.1													
12	1'43.528	27.505	24.473	28.597	22.953	204.9													
13	1'43.592	27.541	24.420	28.648	22.983	203.7													
14	1'43.543 P	29.45*	25.972	29.867	18.248	198.8													
15	1'46.872	18.556	24.981	28.913	34.422	205.3													
16	1'56.018	33.201	24.554	31.747	26.516	202.6													
17	1'42.426	27.350	24.044	28.448	22.584	208.0													

Fastest Lap: Dennis FOGGIA Leopard Racing ITA **1'41.608** 26.942 24.069 28.144 22.453

These data/results cannot be reproduced, stored and/or transmitted in whole or in part by any manner of electronic, mechanical, photocopying, recording, broadcasting or otherwise now known or herein after developed without the previous express consent by the copyright owner, except for reproduction in daily press and regular printed publications on sale to the public within 60 days of the event related to those data/results and always provided that copyright symbol appears together as follows below.
© DORNA, 2022

Official MotoGP Timing by TISSOT
www.motogp.com

Misano Adriatico, Friday, September 02, 2022 Page 2 of 6



Free Practice Nr. 2

Moto3

Lap	Lap Time	T1	T2	T3	T4	Speed	Lap	Lap Time	T1	T2	T3	T4	Speed		
12th	82	Stefano NEPA					Angeluss MTA Team	ITA							
		Runs=2	Total laps=15	Full laps=9											
1	3'31.174	33.598	26.368	29.584	23.731	203.0	1	2'14.766	18.598	25.057	29.032	23.214	204.9		
2	1'43.597 *	27.769	24.443	28.560	22.825*	207.2	2	1'44.406	27.784	24.658	28.788	23.176	205.7		
3	1'43.096	27.476	<u>24.191</u>	28.578	22.851	206.5	3	1'44.006 *	27.722	24.536	28.706*	23.042	205.3		
4	1'43.464	27.502	24.376	28.688	22.898	203.7	4	1'44.373 *	27.705	24.494	28.968*	23.206	203.0		
5	1'43.533	27.723	24.339	28.667	22.804	203.7	5	1'43.878	27.848	24.337	28.822	22.871	206.8		
6	1'43.357	27.507	24.520	28.554	22.776	206.5	6	1'45.602	27.602	25.507	29.358	23.135	204.9		
7	1'42.762	27.367	24.193	28.379	22.823	206.5	7	1'43.639	27.550	24.288	28.887	22.914	204.5		
8	1'40.624 P	30.282	24.553	28.875	16.914	204.9	8	1'39.389 P	27.583	24.413	28.811	18.582	203.0		
9	1'40.808 *	19.836	25.623	30.715	24.634*	199.6	9	1'34.421	18.319	24.682	28.647	22.773	204.1		
10	1'43.245	27.450	24.306	28.551	22.938	204.9	10	<u>1'42.866</u>	27.313	24.306	<u>28.533</u>	22.714	204.1		
11	1'43.280	27.450	24.370	28.658	22.802	203.7	11	1'43.387	<u>27.278</u>	<u>24.201</u>	29.053	22.855	203.7		
12	1'37.469 P	27.61*	24.577	28.796	16.477	203.3	12	1'43.475	27.487	24.305	28.771	22.912	201.8		
13	1'44.735	22.260	29.209	30.242	23.024	207.6	13	1'41.041 P	27.977	24.494	29.350	19.220	202.6		
14	1'42.838	27.407	24.316	<u>28.357</u>	22.758	208.0	14	1'34.958	18.241	24.678	29.102	22.937	200.7		
15	<u>1'42.629</u>	<u>27.297</u>	24.324	28.407	<u>22.601</u>	<u>209.7</u>	15	1'43.586	27.518	24.357	28.924	22.787	198.5		
13th	66	Joel KELSO					CIP Green Power	AUS							
		Runs=2	Total laps=16	Full laps=8											
1	2'13.208	18.661	25.342	29.096	23.201	204.9	16	1'42.884	27.357	24.201	28.649	<u>22.677</u>	205.3		
2	1'44.600	27.963	24.700	28.739	23.198	204.9		PIT	28.065	24.372	29.170	19.658	<u>208.0</u>		
3	1'44.094 *	27.741	24.701	28.610*	23.042	205.7	16th	54	Riccardo ROSSI					SIC58 Squadra Corse	ITA
4	1'46.484 *	27.702	24.888	30.906*	22.988	188.8			Runs=2	Total laps=15	Full laps=7				
5	1'43.375	27.547	24.352	28.644	22.832	206.5	1	3'32.651	27.176	33.055	33.655	23.597	206.8		
6	1'45.560	27.487	24.494	30.570	23.009	187.5	2	1'43.947	27.576	24.646	28.691	23.034	206.5		
7	1'43.428	27.492	24.368	28.691	22.877	207.6	3	1'43.744	27.432	24.532	28.815	22.965	205.3		
8	1'44.085 P	30.34*	25.159	29.764	18.820	198.8	4	1'43.231	27.387	24.378	28.592	22.874	205.3		
9	1'37.970	20.728	25.173	28.803	23.266	202.6	5	1'42.768 *	<u>27.253</u>	24.336	28.442*	<u>22.737</u>	208.4		
10	1'45.054	27.795	24.454	29.686	23.119	203.0	6	1'45.501 P	30.159	26.929	30.724	17.689	193.8		
11	1'44.120	27.694	24.583	28.794	23.049	203.7	7	1'37.552	20.052	25.253	29.193	23.054	200.7		
12	1'41.971 P	28.92*	25.066	29.667	18.317	201.8	8	1'43.483	27.352	24.389	28.824	22.918	202.2		
13	1'41.154	18.509	24.889	29.190	28.566	198.8	9	1'43.493	27.407	24.535	28.776	22.775	202.6		
14	1'52.463	27.518	24.421	35.765	24.759	129.3	10	1'43.356 *	27.259	24.399	28.746*	22.952	202.2		
15	<u>1'42.633</u>	27.458	<u>24.130</u>	<u>28.382</u>	<u>22.663</u>	206.8	11	1'56.349 P	27.371	32.252	34.107	22.619	163.6		
16	1'43.036 *	<u>27.293</u>	24.329	28.493	22.921*	<u>208.4</u>	12	1'54.785	18.608	25.129	28.984	42.064	202.2		
14th	16	Andrea MIGNO					Rivacold Snipers Tea	ITA							
		Runs=2	Total laps=15	Full laps=8											
1	2'39.424	23.165	25.549	29.771	23.299	201.8	13	1'55.289	32.461	24.887	30.955	26.986	199.2		
2	1'43.739	27.564	24.541	28.752	22.882	205.7	14	<u>1'42.872</u>	27.349	<u>24.186</u>	<u>28.497</u>	22.840	206.8		
3	1'43.819	27.613	24.474	28.754	22.978	204.9	15	1'42.866 *	27.277	24.193	28.591	22.805*	<u>209.7</u>		
4	1'51.488 *	34.64*	24.512	29.147*	23.181	203.7	17th	99	Carlos TATAY					CFMOTO Racing Pru	SPA
5	1'43.541	27.532	24.335	28.854	22.820	203.3			Runs=2	Total laps=16	Full laps=8				
6	1'43.395	27.475	24.273	28.828	22.819	203.3	1	2'40.245	23.039	25.812	29.874	23.404	203.0		
7	1'42.844 P	29.514	24.872	29.789	18.669	201.1	2	1'44.072	27.663	24.678	28.693	23.038	204.5		
8	1'37.852	20.610	24.901	29.232	23.109	201.4	3	1'43.387	27.386	24.452	<u>28.632</u>	22.917	<u>206.8</u>		
9	1'43.832	27.630	24.411	28.911	22.880	202.6	4	1'43.763 *	27.452	24.470	28.849*	22.992	202.2		
10	1'43.983	27.405	24.535	28.984	23.059	202.2	5	1'43.848	27.489	24.520	28.816	23.023	201.4		
11	1'39.670 P	27.584	24.487	29.364	18.235	201.8	6	1'46.359	27.451	26.200	29.460	23.248	200.7		
12	1'43.288 *	18.898	25.176	29.070*	30.144	203.3	7	1'42.035 P	27.641	26.394	29.887	18.113	200.0		
13	1'55.198	35.268	25.925	30.881	23.124	188.8	8	1'36.786	18.622	25.066	29.988	23.110	184.3		
14	<u>1'42.739</u>	<u>27.268</u>	<u>24.190</u>	28.696	<u>22.585</u>	<u>207.6</u>	9	1'43.197	27.369	24.406	28.652	<u>22.770</u>	203.3		
15	1'43.249 *	27.337	24.267	<u>28.647</u>	22.998*	207.2	10	1'43.388	27.174	24.314	28.906	22.994	202.2		
							11	1'43.732 *	27.441	24.397	28.771	23.123*	202.2		
							12	1'44.498 P	31.14*	25.715	29.834	17.804	200.3		
							13	1'36.718	18.636	24.930	28.784	24.368	203.0		
							14	1'48.065	27.434	25.165	32.290	23.176	172.5		
							15	<u>1'42.964</u>	27.159	<u>24.267</u>	28.755	22.783	202.2		
							16	1'46.822 *	<u>27.132</u>	24.399	30.173	25.118*	179.7		

Fastest Lap: Dennis FOGGIA Leopard Racing ITA **1'41.608** 26.942 24.069 28.144 22.453

These data/results cannot be reproduced, stored and/or transmitted in whole or in part by any manner of electronic, mechanical, photocopying, recording, broadcasting or otherwise now known or herein after developed without the previous express consent by the copyright owner, except for reproduction in daily press and regular printed publications on sale to the public within 60 days of the event related to those data/results and always provided that copyright symbol appears together as follows below.
© DORNA, 2022

Official MotoGP Timing by TISSOT
www.motogp.com

Misano Adriatico, Friday, September 02, 2022 Page 3 of 6



Free Practice Nr. 2

Moto3

Lap	Lap Time	T1	T2	T3	T4	Speed	Lap	Lap Time	T1	T2	T3	T4	Speed		
18th	96	Daniel HOLGADO Red Bull KTM Ajo SPA						21st	9	Nicola Fabio CARR QJMotor Avintia Racin ITA					
		Runs=2	Total laps=17	Full laps=8					Runs=2	Total laps=17	Full laps=4				
1	2'36.556	21.197	25.815	29.549	23.363	201.4	1	2'44.276	20.387	25.609	29.692	23.379	197.4		
2	1'45.021	28.070	24.662	29.186	23.103	204.9	2	1'44.485 *	27.950	24.611	28.844*	23.080	205.3		
3	1'46.495 *	29.67*	24.581	29.343	22.901	193.5	3	1'43.734 *	27.794	24.384	28.745*	22.811	204.1		
4	1'44.027 *	27.596	24.495	28.850*	23.086	206.5	4	1'43.897 *	27.673	24.494	28.679*	23.051*	203.7		
5	1'43.628	27.749	24.280	28.765	22.834	206.1	5	1'45.830 *	27.594	25.086	30.333*	22.817	203.3		
6	1'43.715	27.554	24.374	28.921	22.866	203.7	6	1'43.347	27.471	24.271	28.748	22.857	204.1		
7	1'43.426	27.531	24.215	28.776	22.904	204.1	7	1'41.595 P	27.643	24.751	29.237*	19.964	200.7		
8	1'41.777 P	27.681	24.419	30.528	19.149	196.0	8	1'36.425	20.289	24.759	28.602	22.775	205.3		
9	1'35.040	18.546	24.590	28.989	22.915	204.1	9	1'44.309	27.488	24.512	29.041	23.268	205.7		
10	1'43.606 *	27.597	24.342	28.848*	22.819	204.5	10	1'49.930 *	27.761	24.771	30.348*	27.050	196.0		
11	1'43.784	27.736	24.349	28.898	22.801	204.9	11	1'44.207	27.791	24.941	28.652	22.823	205.3		
12	1'43.773	27.708	24.382	28.906	22.777	206.1	12	1'43.998 *	27.601	24.566	28.929*	22.902	201.8		
13	1'40.755 P	27.778	24.420	28.922	19.635	204.9	13	1'45.504 P	31.18*	25.693	30.017	18.605	199.2		
14	1'46.299	18.342	24.833	28.866	34.258	206.1	14	1'39.006 *	20.191	24.949	28.906*	24.960	203.7		
15	1'51.735	27.590	26.157	32.547	25.441	201.1	15	1'54.173	27.644	24.998	32.522	29.009	177.6		
16	1'42.987	27.403	24.329	28.644	22.611	208.4	16	1'44.348 *	27.571	24.358	28.945*	23.474	204.5		
17	1'42.933 *	27.322	24.177	28.658	22.776*	206.5	17	1'44.304 *	27.514	24.291	29.127	23.372*	204.1		
19th	23	Elia BARTOLINI QJMotor Avintia Racin ITA						22nd	72	Taiyo FURUSATO Honda Team Asia JPN					
		Runs=2	Total laps=15	Full laps=7					Runs=1	Total laps=20	Full laps=13				
1	3'30.675	33.947	27.966	29.893	23.622	200.7	1	2'19.566	19.716	25.628	29.575	23.339	205.7		
2	1'44.302 *	28.069	24.656	28.681	22.896*	208.8	2	1'45.724	28.274	24.896	29.390	23.164	206.1		
3	1'43.860 *	27.669	24.527	28.798	22.866*	203.7	3	1'45.063	28.111	24.590	29.265	23.097	205.7		
4	1'43.889	27.491	24.507	28.805	23.086	204.5	4	1'44.639 *	28.008	24.477	29.078*	23.076	204.1		
5	1'43.907	27.530	24.657	28.833	22.887	203.7	5	1'44.933	28.179	24.571	29.169	23.014	203.3		
6	1'44.332	27.514	24.666	28.875	23.277	203.0	6	1'47.342 *	29.823	24.955	29.430	23.134*	201.1		
7	1'39.799 P	27.833	24.772	29.573*	17.621	200.0	7	1'47.580	27.934	24.635	31.188	23.823	200.3		
8	1'36.654 *	20.315	24.689	28.723*	22.927*	205.3	8	1'44.868	28.062	24.639	29.177	22.990	202.6		
9	1'44.230	27.386	24.521	29.019	23.304	203.7	9	1'44.678	27.846	24.619	29.286	22.927	201.8		
10	1'52.648	27.771	24.647	31.641	28.589	198.1	10	1'46.914 P	29.62*	25.817	31.334	20.142	199.6		
11	1'45.043 *	27.734	24.571	29.230*	23.508*	202.6	11	1'36.608	19.652	24.889	29.091	22.976	204.5		
12	1'38.674 P	27.709	24.674	29.002	17.289	202.6	12	1'43.646	27.666	24.294	28.898	22.788	204.1		
13	1'42.412 *	21.922	28.369	28.645	23.476*	204.5	13	1'43.394	27.483	24.379	28.784	22.748	203.0		
14	1'43.022	27.664	24.227	28.459	22.672	204.9	14	1'46.425	29.654	24.923	29.081	22.767	203.0		
15	1'43.121	27.259	24.293	28.648	22.921	203.0	15	1'44.228 *	27.442	24.492	29.429*	22.865	202.6		
20th	27	Kaito TOBA CIP Green Power JPN						16	1'45.827	27.657	24.698	30.626	22.846	194.5	
		Runs=2	Total laps=14	Full laps=5				17	1'43.556	27.579	24.333	28.757	22.887	206.1	
1	3'30.110	25.626	29.909	30.090	23.548	201.8	18	1'45.665	27.758	24.400	29.314	24.193	206.1		
2	1'47.998	27.873	28.159	28.781	23.185	204.9	19	1'43.769	27.620	24.361	28.881	22.907	204.1		
3	1'44.036 *	27.674	24.519	28.806	23.037*	204.9	20	1'43.923 *	27.516	24.393	29.048	22.966*	205.3		
4	1'43.861 *	27.664	24.523	28.782	22.892*	204.1									
5	1'44.080	27.500	24.648	28.663	23.269	203.3	23rd	48	Ivan ORTOLÁ Angeluss MTA Team SPA						
6	1'39.082 P	27.841	24.647	28.922	17.672	202.6			Runs=2	Total laps=16	Full laps=8				
7	1'37.798	21.251	24.698	29.018	22.831	204.1	1	3'07.793	32.388	25.243	30.421	23.342	201.1		
8	1'43.631	27.660	24.637	28.689	22.645	203.3	2	1'44.562	27.981	24.674	28.788	23.119	204.5		
9	1'43.594 *	27.320	24.572	28.784*	22.918	207.6	3	1'44.536	27.757	24.683	28.982	23.114	203.7		
10	1'43.285	27.675	24.407	28.558	22.645	205.3	4	1'51.911	32.552	25.865	30.389	23.105	200.3		
11	1'41.743 P	28.057	24.962	29.582	19.142	202.6	5	1'44.696 *	28.037	24.529	28.993	23.137*	200.7		
12	2'14.049 *	27.908	25.184	28.708	52.249*	204.1	6	1'43.592	27.705	24.293	28.791	22.803	205.7		
13	1'44.339 *	27.631	24.625	28.974	23.109*	201.8	7	1'48.712	29.168	24.864	29.630	25.050	203.3		
14	1'43.534	27.329	24.604	28.772	22.829	203.0	8	1'44.651	27.991	24.632	29.014	23.014	203.0		
							9	1'39.592 P	27.802	24.664	29.584	17.542	193.8		
							10	1'36.126	19.106	24.703	29.187	23.130	203.7		
							11	1'43.978 *	27.799	24.392	28.855*	22.932	203.7		

Fastest Lap: Dennis FOGGIA Leopard Racing ITA **1'41.608** 26.942 24.069 28.144 22.453

These data/results cannot be reproduced, stored and/or transmitted in whole or in part by any manner of electronic, mechanical, photocopying, recording, broadcasting or otherwise now known or herein after developed without the previous express consent by the copyright owner, except for reproduction in daily press and regular printed publications on sale to the public within 60 days of the event related to those data/results and always provided that copyright symbol appears together as follows below.
© DORNA, 2022

Official MotoGP Timing by TISSOT
www.motogp.com

Misano Adriatico, Friday, September 02, 2022 Page 4 of 6



Free Practice Nr. 2

Moto3

Lap	Lap Time	T1	T2	T3	T4	Speed	Lap	Lap Time	T1	T2	T3	T4	Speed								
12	1'37.940	P	27.708	24.479	28.819	16.934	203.3	15	1'43.430	*	27.340	24.283	28.781	23.026*	204.1						
13	1'36.745		18.679	24.900	28.948	24.218	205.7	16	1'43.564	*	27.819	24.139	28.641	22.965*	208.0						
14	1'49.638		27.655	24.915	31.252	25.816	197.8	27th 29 Harrison VOIGHT SIC58 Squadra Corse AUS						Runs=2	Total laps=15	Full laps=9					
15	1'43.396		27.689	24.353	28.681	22.673	208.0	1	3'15.685		32.135	25.542	29.593	23.221	203.3						
16	1'43.369	*	27.639	24.204	28.599	22.927*	210.5	2	1'44.611		27.870	24.719	28.956	23.066	204.9						
24th 19 Scott OGDEN VisionTrack Racing T GBR							28th 67 Alberto SURRA Rivacold Snipers Tea ITA														
Runs=2 Total laps=15 Full laps=7							Runs=2 Total laps=15 Full laps=7														
1	2'23.736		19.181	26.294	29.536	23.420	204.5	3	1'44.105		27.703	24.558	28.963	22.881	204.9						
2	1'44.874		27.818	24.886	28.851	23.319	205.3	4	1'46.163		27.577	24.455	30.602	23.529	192.8						
3	1'44.188		27.670	24.627	28.783	23.108	205.7	5	1'43.899		27.570	24.613	28.956	22.760	202.6						
4	1'44.642	*	27.838	24.625	29.013*	23.166	204.5	6	1'44.032		27.619	24.577	28.974	22.862	200.7						
5	1'43.969		27.600	24.503	28.840	23.026	204.5	7	1'41.620	P	27.575	25.303	29.599*	19.143	199.6						
6	1'53.422		27.693	25.116	36.406	24.207	184.6	8	1'36.759	*	18.852	24.915	29.570*	23.422	200.0						
7	1'51.273	P	27.780	26.878	37.031	19.584	197.8	9	1'45.229		27.583	24.886	29.674	23.086	198.5						
8	1'37.138		19.370	25.039	29.327	23.402	200.3	10	1'44.880		27.655	24.783	29.330	23.112	198.5						
9	1'44.867		27.793	24.705	29.064	23.305	200.7	11	1'39.807	P	27.553	24.626	29.593	18.035	200.0						
10	1'46.188	*	27.830	24.879	29.973*	23.506	195.6	12	1'44.943		19.193	24.994	28.970	31.786	203.7						
11	1'44.407	P	30.770	25.306	29.139	19.192	203.7	13	1'58.862		31.589	29.598	30.873	26.802	186.5						
12	1'51.681		18.391	25.193	28.992	39.105	204.5	14	1'44.724		27.650	24.851	29.426	22.797	201.1						
13	1'56.501		28.013	28.772	32.809	26.907	188.1	15	1'44.248	*	27.642	24.757	29.013	22.836*	205.7						
14	1'43.420		27.728	24.385	28.552	22.755	206.5	25th 20 Lorenzo FELLON SIC58 Squadra Corse FRA						Runs=3	Total laps=13	Full laps=7					
15	1'43.165	*	27.393	24.301	28.653	22.818*	207.2	Runs=3 Total laps=13 Full laps=7						1	2'22.313		19.233	26.347	29.260	23.415	201.4
25th 20 Lorenzo FELLON SIC58 Squadra Corse FRA							29th 70 Joshua WHATLEY VisionTrack Racing T GBR														
Runs=3 Total laps=13 Full laps=7							Runs=2 Total laps=15 Full laps=9														
1	3'15.328		29.150	25.284	29.524	23.415	203.3	2	1'44.913		27.782	24.976	29.052	23.103	201.4						
2	1'44.702		27.973	24.785	28.850	23.094	204.5	3	1'44.401		27.610	24.658	28.953	23.180	202.2						
3	1'44.177		27.789	24.611	28.812	22.965	204.1	4	1'44.391	*	27.672	24.644	28.906*	23.169	201.1						
4	1'44.070		27.621	24.460	29.001	22.988	204.9	5	1'44.131		27.536	24.659	28.940	22.996	201.4						
5	1'44.889		28.144	24.810	29.005	22.930	201.1	6	1'58.751	*	27.699	26.604	35.654*	28.794	170.3						
6	1'43.896		27.571	24.512	28.855	22.958	201.1	7	1'41.764	P	28.388	24.764	29.015	19.597	199.2						
7	1'49.428		27.968	26.490	29.697	25.273	198.5	8	1'37.089		19.878	25.014	29.107	23.090	198.1						
8	1'38.410	P	27.463	24.703	28.926	17.318	202.2	9	1'44.057		27.475	24.695	28.869	23.018	199.2						
9	1'35.457	*	18.370	24.913	29.230	22.944*	198.1	10	1'44.081		27.357	24.601	29.042	23.081	197.0						
10	1'43.482		27.393	24.576	28.752	22.761	201.4	11	1'39.463	P	27.905	25.064	29.572	16.922	192.5						
11	6'51.142	P	27.265	24.498				12	1'57.551		18.499	26.443	30.235	42.374	193.8						
12	1'34.501	*	18.091	24.793	28.869	22.748*	201.1	13	1'52.084		27.488	25.622	32.137	26.837	198.8						
unfinished			27.146	24.333	28.697		202.2	14	1'43.901		27.433	24.625	28.855	22.988	199.2						
26th 43 Xavier ARTIGAS CFMOTO Racing Pru SPA							29th 70 Joshua WHATLEY VisionTrack Racing T GBR														
Runs=2 Total laps=16 Full laps=7							Runs=2 Total laps=15 Full laps=9														
1	2'37.748		27.275	29.138	29.432	23.350	205.7	1	3'08.208		31.781	25.489	30.388	23.391	202.6						
2	1'44.542		27.963	24.783	28.761	23.035	206.8	2	1'46.499		28.327	25.180	29.572	23.420	200.0						
3	1'44.672		27.761	24.583	29.042	23.286	204.1	3	1'45.374		27.843	24.935	29.253	23.343	201.4						
4	1'45.053	*	27.895	24.727	29.142*	23.289	206.5	4	1'48.968		29.810	26.451	29.576	23.131	204.1						
5	1'44.204		27.693	24.659	29.007	22.845	206.8	5	1'46.713		27.976	26.310	29.194	23.233	201.8						
6	1'39.329	P	27.788	24.544	28.999	17.998	204.5	6	1'45.463		28.005	24.935	29.253	23.270	200.0						
7	1'37.932		20.743	24.841	29.173	23.175	202.6	7	1'43.444	P	27.783	24.941	30.548	20.172	198.1						
8	1'43.748		27.523	24.443	28.897	22.885	204.5	8	1'42.481		21.593	25.849	31.738	23.301	190.8						
9	1'43.703		27.489	24.409	28.852	22.953	203.0	9	1'45.389		28.021	24.789	29.325	23.254	201.8						
10	1'43.672		27.549	24.348	28.847	22.928	203.0	10	1'50.692		28.618	25.889	32.992	23.193	202.2						
11	1'54.117		27.629	24.711	36.887	24.890	188.1	11	1'40.413	P	28.015	24.803	29.382	18.213	200.3						
12	1'40.620	P	27.730	24.396	29.231*	19.263	204.9	12	1'51.574		18.482	25.296	29.174	38.622	203.0						
13	1'39.286	*	18.570	24.671	29.037*	27.008	204.5	13	1'55.422		30.210	24.855	36.561	23.796	136.3						
14	1'50.775	*	27.638	25.531	32.032*	25.574	202.2	14	1'44.191		27.468	24.628	28.933	23.162	203.3						
								15	1'50.927	*	31.052	25.895	28.983	24.997*	204.9						

Fastest Lap: Dennis FOGGIA Leopard Racing ITA **1'41.608** 26.942 24.069 28.144 22.453

These data/results cannot be reproduced, stored and/or transmitted in whole or in part by any manner of electronic, mechanical, photocopying, recording, broadcasting or otherwise now known or herein after developed without the previous express consent by the copyright owner, except for reproduction in daily press and regular printed publications on sale to the public within 60 days of the event related to those data/results and always provided that copyright symbol appears together as follows below.
© DORNA, 2022



Free Practice Nr. 2

Moto3

Lap	Lap Time	T1	T2	T3	T4	Speed	Lap	Lap Time	T1	T2	T3	T4	Speed
30th	64	Mario AJI			Honda Team Asia		INA						
		Runs=1	Total laps=13	Full laps=9									
1	13'28.739	21.935	27.950	30.425	23.420	196.0							
2	1'45.653	27.835	25.143	29.273	23.402	198.5							
3	1'45.480	27.923	25.016	29.239	23.302	198.8							
4	1'45.360	27.746	25.216	29.114	23.284	198.8							
5	1'51.482	29.187	27.894	30.824	23.577	195.2							
6	1'44.446	27.677	24.755	28.783	23.231	199.6							
7	1'45.892	28.296	25.391	29.065	23.140	200.7							
8	1'45.681	P 27.710	25.985	30.547	21.439	198.5							
9	1'40.868	* 21.134	25.788	30.248	23.698*	195.6							
10	1'46.471	28.251	25.292	29.523	23.405	198.1							
11	1'45.202	27.744	24.742	29.145	23.571	199.2							
12	1'44.521	27.814	24.679	28.971	23.057	200.0							
13	1'46.227	* 28.376	24.822	29.110	23.919*	201.4							
31st	22	Ana CARRASCO			BOE Motorsports		SPA						
		Runs=1	Total laps=16	Full laps=12									
1	3'09.337	27.045	25.625	30.232	23.496	204.1							
2	1'45.979	28.489	24.949	29.321	23.220	204.5							
3	1'45.265	28.221	24.569	29.306	23.169	204.9							
4	1'48.180	28.241	27.282	29.477	23.180	205.7							
5	1'45.550	28.612	24.671	29.180	23.087	204.5							
6	1'48.810	28.158	24.677	32.614	23.361	196.0							
7	1'45.376	28.142	24.781	29.345	23.108	203.7							
8	1'45.273	27.999	24.865	29.359	23.050	202.6							
9	1'45.113	28.089	24.756	29.213	23.055	202.6							
10	1'44.989	27.991	24.753	29.243	23.002	202.6							
11	1'44.760	27.847	24.600	29.237	23.076	202.2							
12	1'50.798	P 35.686	25.900	29.670	19.542	202.2							
13	1'40.654	20.194	26.479	29.603	24.378	204.9							
14	1'46.800	27.971	24.580	29.902	24.347	201.1							
15	1'45.404	28.882	24.542	29.048	22.932	205.7							
16	1'44.069	* 27.852	24.370	28.962	22.885*	205.7							

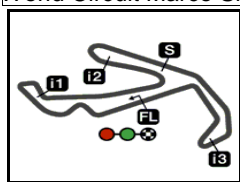
Fastest Lap: Dennis FOGGIA Leopard Racing ITA **1'41.608** 26.942 24.069 28.144 22.453

These data/results cannot be reproduced, stored and/or transmitted in whole or in part by any manner of electronic, mechanical, photocopying, recording, broadcasting or otherwise now known or herein after developed without the previous express consent by the copyright owner, except for reproduction in daily press and regular printed publications on sale to the public within 60 days of the event related to those data/results and always provided that copyright symbol appears together as follows below.
© DORNA, 2022

Official MotoGP Timing by TISSOT
www.motogp.com

Misano Adriatico, Friday, September 02, 2022 Page 6 of 6





4226 m.

GP GRYPYN DI SAN MARINO E DELLA RIVIERA DI RIMINI

Free Practice Nr. 2

Best Partial Times

Moto3™

IT Ideal Lap Time, sum of the best partial times

BT Best Lap Time

T1		T2		T3		T4				IT	BT	
Pos	Rider	Time	Rider	Time	Rider	Time	Rider	Time	Pos	Rider	IT	BT
1	D.FOGGIA	26.942	A.SASAKI	23.991	D.FOGGIA	28.144	D.FOGGIA	22.453	1	D.FOGGIA	1'41.608	1'41.608 (1)
2	T.SUZUKI	27.038	J.MASIA	24.044	S.GARCIA	28.273	A.SASAKI	22.469	2	A.SASAKI	1'41.990	1'41.990 (2)
3	S.GARCIA	27.044	I.GUEVARA	24.055	D.MOREIRA	28.281	R.YAMANAKA	22.570	3	D.MOREIRA	1'42.123	1'42.363 (6)
4	J.MCPHEE	27.107	D.MOREIRA	24.056	S.NEPA	28.357	J.MASIA	22.584	4	T.SUZUKI	1'42.132	1'42.154 (3)
5	D.ÖNCÜ	27.118	J.MCPHEE	24.067	R.YAMANAKA	28.361	T.SUZUKI	22.584	5	S.GARCIA	1'42.158	1'42.158 (4)
6	C.TATAY	27.132	D.FOGGIA	24.069	J.MASIA	28.380	A.MIGNO	22.585	6	R.YAMANAKA	1'42.263	1'42.369 (7)
7	L.FELLON	27.146	T.SUZUKI	24.106	J.KELSO	28.382	D.MUÑOZ	22.588	7	J.MCPHEE	1'42.278	1'42.278 (5)
8	A.SASAKI	27.146	J.KELSO	24.130	A.SASAKI	28.384	D.MOREIRA	22.590	8	I.GUEVARA	1'42.294	1'42.466 (9)
9	R.YAMANAKA	27.185	D.MUÑOZ	24.131	T.SUZUKI	28.404	S.NEPA	22.601	9	J.MASIA	1'42.358	1'42.426 (8)
10	D.MOREIRA	27.196	X.ARTIGAS	24.139	I.GUEVARA	28.427	I.GUEVARA	22.607	10	D.MUÑOZ	1'42.421	1'42.518 (11)
11	I.GUEVARA	27.205	R.YAMANAKA	24.147	E.BARTOLINI	28.459	D.HOLGADO	22.611	11	D.ÖNCÜ	1'42.445	1'42.467 (10)
12	D.MUÑOZ	27.239	D.ÖNCÜ	24.149	D.MUÑOZ	28.463	J.MCPHEE	22.613	12	S.NEPA	1'42.446	1'42.629 (12)
13	R.ROSSI	27.253	D.HOLGADO	24.177	J.MCPHEE	28.491	D.ÖNCÜ	22.641	13	J.KELSO	1'42.468	1'42.633 (13)
14	E.BARTOLINI	27.259	R.ROSSI	24.186	R.ROSSI	28.497	K.TOBA	22.645	14	E.BARTOLINI	1'42.617	1'43.022 (19)
15	A.SURRA	27.261	A.MIGNO	24.190	A.FERNANDEZ	28.533	S.GARCIA	22.649	15	R.ROSSI	1'42.673	1'42.872 (16)
16	A.MIGNO	27.268	S.NEPA	24.191	D.ÖNCÜ	28.537	J.KELSO	22.663	16	A.FERNANDEZ	1'42.689	1'42.866 (15)
17	A.FERNANDEZ	27.278	S.GARCIA	24.192	S.OGDEN	28.552	E.BARTOLINI	22.672	17	A.MIGNO	1'42.690	1'42.739 (14)
18	J.KELSO	27.293	A.FERNANDEZ	24.201	K.TOBA	28.558	I.ORTOLÁ	22.673	18	D.HOLGADO	1'42.754	1'42.987 (18)
19	S.NEPA	27.297	I.ORTOLÁ	24.204	I.ORTOLÁ	28.599	A.FERNANDEZ	22.677	19	C.TATAY	1'42.801	1'42.964 (17)
20	K.TOBA	27.320	E.BARTOLINI	24.227	N.CARRARO	28.602	R.ROSSI	22.737	20	K.TOBA	1'42.930	1'43.285 (20)
21	D.HOLGADO	27.322	C.TATAY	24.267	C.TATAY	28.632	T.FURUSATO	22.748	21	L.FELLON	1'42.937	1'43.482 (25)
22	X.ARTIGAS	27.340	N.CARRARO	24.271	X.ARTIGAS	28.641	S.OGDEN	22.755	22	X.ARTIGAS	1'42.965	1'43.672 (26)
23	J.MASIA	27.350	T.FURUSATO	24.294	D.HOLGADO	28.644	H.VOIGHT	22.760	23	S.OGDEN	1'43.001	1'43.420 (24)
24	S.OGDEN	27.393	S.OGDEN	24.301	A.MIGNO	28.647	L.FELLON	22.761	24	I.ORTOLÁ	1'43.115	1'43.396 (23)

These data/results cannot be reproduced, stored and/or transmitted in whole or in part by any manner of electronic, mechanical, photocopying, recording, broadcasting or otherwise now known or herein after developed without the previous express consent by the copyright owner, except for reproduction in daily press and regular printed publications on sale to the public within 60 days of the event related to those data/results and always provided that copyright symbol appears together as follows below.

© DORNA, 2022

Official MotoGP Timing by TISSOT

www.motogp.com

motoE





4226 m.

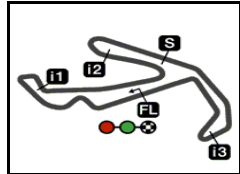
GP GRYFYN DI SAN MARINO E DELLA RIVIERA DI RIMINI**Free Practice Nr. 2****Best Partial Times****Moto3™***IT* Ideal Lap Time, sum of the best partial times*BT* Best Lap Time

T1			T2			T3			T4				
<i>Pos</i>	<i>Rider</i>	<i>Time</i>	<i>Rider</i>	<i>Time</i>	<i>Rider</i>	<i>Time</i>	<i>Rider</i>	<i>Time</i>	<i>Pos</i>	<i>Rider</i>	<i>IT</i>	<i>BT</i>	
25	T.FURUSATO	27.442	L.FELLON	24.333	L.FELLON	28.697	C.TATAY	22.770	25	N.CARRARO	1'43.119	1'43.347	(21)
26	J.WHATLEY	27.468	A.CARRASCO	24.370	T.FURUSATO	28.757	N.CARRARO	22.775	26	T.FURUSATO	1'43.241	1'43.394	(22)
27	N.CARRARO	27.471	K.TOBA	24.407	M.AJI	28.783	X.ARTIGAS	22.845	27	A.SURRA	1'43.566	1'43.901	(28)
28	H.VOIGHT	27.553	H.VOIGHT	24.455	A.SURRA	28.789	A.CARRASCO	22.932	28	H.VOIGHT	1'43.724	1'43.899	(27)
29	I.ORTOLÁ	27.639	A.SURRA	24.528	J.WHATLEY	28.933	A.SURRA	22.988	29	A.CARRASCO	1'44.111	1'44.760	(31)
30	M.AJI	27.677	J.WHATLEY	24.628	H.VOIGHT	28.956	M.AJI	23.057	30	J.WHATLEY	1'44.160	1'44.191	(29)
31	A.CARRASCO	27.847	M.AJI	24.679	A.CARRASCO	28.962	J.WHATLEY	23.131	31	M.AJI	1'44.196	1'44.446	(30)

These data/results cannot be reproduced, stored and/or transmitted in whole or in part by any manner of electronic, mechanical, photocopying, recording, broadcasting or otherwise now known or herein after developed without the previous express consent by the copyright owner, except for reproduction in daily press and regular printed publications on sale to the public within 60 days of the event related to those data/results and always provided that copyright symbol appears together as follows below.
© DORNA, 2022

Official MotoGP Timing by **TISSOT**
www.motogp.com






4226 m.

GP GRYPYN DI SAN MARINO E DELLA RIVIERA DI RIMINI

Free Practice Nr. 2

Fastest Laps Sequence

Practice Time	 Rider	Nation	Motorcycle	Time	Km/h	Rider's Lap
3'57.808	66 Joel KELSO	AUS	KTM	1'44.600	145.4	2
3'59.172	31 Adrian FERNANDEZ	SPA	KTM	1'44.406	145.7	2
4'23.163	16 Andrea MIGNO	ITA	HONDA	1'43.739	146.6	2
5'14.223	71 Ayumu SASAKI	JPN	HUSQVARNA	1'43.499	146.9	2
5'14.486	44 David MUÑOZ	SPA	KTM	1'43.460	147.0	2
6'07.704	99 Carlos TATAY	SPA	CFMOTO	1'43.387	147.1	3
6'57.867	82 Stefano NEPA	ITA	KTM	1'43.096	147.5	3
6'58.578	7 Dennis FOGGIA	ITA	HONDA	1'42.890	147.8	3
8'41.382	7 Dennis FOGGIA	ITA	HONDA	1'42.804	147.9	4
10'24.926	71 Ayumu SASAKI	JPN	HUSQVARNA	1'42.652	148.2	5
13'50.428	7 Dennis FOGGIA	ITA	HONDA	1'42.462	148.4	7
24'05.999	7 Dennis FOGGIA	ITA	HONDA	1'42.361	148.6	10
25'48.322	7 Dennis FOGGIA	ITA	HONDA	1'42.323	148.6	11
37'36.348	71 Ayumu SASAKI	JPN	HUSQVARNA	1'41.990	149.1	12
38'32.280	7 Dennis FOGGIA	ITA	HONDA	1'41.608	149.7	15

These data/results cannot be reproduced, stored and/or transmitted in whole or in part by any manner of electronic, mechanical, photocopying, recording, broadcasting or otherwise now known or herein after developed without the previous express consent by the copyright owner, except for reproduction in daily press and regular printed publications on sale to the public within 60 days of the event related to those data/results and always provided that copyright symbol appears together as follows below.

© DORNA, 2022

Official MotoGP Timing by TISSOT
www.motogp.com

Misano Adriatico, Friday, September 02, 2022

